

Corrosion behavior of CuAlMn and CuAlMnNi alloy in 0.9% NaCl solution

Vrsalović, Ladislav; Ivanić, Ivana; Kožuh, Stjepan; Kosec, Borut; Bizjak, Milan; Gudić, Senka; Gojić, Mirko

Source / Izvornik: **Proceedings book, 18th International Foundryman Conference, 2019, 378 - 386**

Conference paper / Rad u zborniku

Publication status / Verzija rada: **Published version / Objavljena verzija rada (izdavačev PDF)**

Permanent link / Trajna poveznica: <https://urn.nsk.hr/urn:nbn:hr:115:186619>

Rights / Prava: [In copyright](#) / [Zaštićeno autorskim pravom.](#)

Download date / Datum preuzimanja: **2024-04-25**



SVEUČILIŠTE U ZAGREBU
METALURŠKI FAKULTET
UNIVERSITY OF ZAGREB
FACULTY OF METALLURGY

Repository / Repozitorij:

[Repository of Faculty of Metallurgy University of Zagreb - Repository of Faculty of Metallurgy University of Zagreb](#)



University of Zagreb
Faculty of Metallurgy
Sisak, Croatia



University of Ljubljana
Faculty of Natural Sciences and Engineering
Ljubljana, Slovenia



University North
Koprivnica, Croatia



Technical University of Košice
Faculty of Materials, Metallurgy and Recycling
Košice, Slovakia



ELKEM ASA
Oslo, Norway



PROCEEDINGS BOOK

18th INTERNATIONAL FOUNDRYMEN CONFERENCE

**Coexistence of material science and sustainable
technology in economic growth**



Sisak, May 15th – 17th, 2019

ORGANIZERS

University of Zagreb Faculty of Metallurgy, Sisak, Croatia

University of Ljubljana Faculty of Natural Sciences and Engineering, Ljubljana, Slovenia

University North, Koprivnica, Croatia

Technical University of Košice Faculty of Materials, Metallurgy and Recycling, Košice, Slovakia

ELKEM ASA, Oslo, Norway

PROCEEDINGS BOOK**18th INTERNATIONAL FOUNDRYMEN CONFERENCE**

Coexistence of material science and sustainable technology in economic growth

EDITORS

Natalija Dolić, Zdenka Zovko Brodarac, Anita Begić Hadžipašić

TECHNICAL EDITOR

Anita Begić Hadžipašić

PUBLISHER

University of Zagreb

Faculty of Metallurgy

Aleja narodnih heroja 3

44000 Sisak

Croatia

PRINT

InfOmArt Zagreb d.o.o.

Nikole Tesle 10

44000 Sisak

Croatia

ISSUE

200 copies

ISBN

978-953-7082-34-5

-A CIP record is available in computer catalogue of the National and University Library in Zagreb under the number 001029655.

UNDER THE HIGH AUSPICES

President of Croatia
Kolinda Grabar – Kitarović

UNDER THE PATRONAGE

Ministry of Science and Education of the Republic of Croatia
Ministry of Economy, Entrepreneurship and Crafts of the Republic of Croatia
University of Zagreb
World Foundry Organization (WFO)
Mittel Europäische Giesserei Initiative (MEGI)
Chamber of Commerce of Republic of Croatia
Sisak – Moslavina County
City of Sisak

SPONSORED BY

SILVER SPONSOR

HEMOLAB Ltd, Beograd (RS)
LABTIM ADRIA Ltd, Sesvete (HR)

BRONZE SPONSOR

BENTOPRODUCT Ltd, Šipovo (BA)
BITUS Ltd, Zagreb (HR)
EBERT Ltd, Ljubljana (SI)
FERRO-PREIS Ltd, Čakovec (HR)
HAGI GmbH, Pyhra (AT)
HEINRICH WAGNER SINTO MASCHINENFABRIK GmbH, Bad Laasphe (DE)
LABEKO Ltd, Zagreb (HR)
MECAS ESI s.r.o., Plzen (CZ) & TC LIVARSTVO Ltd, Ljubljana (SI)
TROKUT TEST GROUP Ltd, Zagreb (HR)

MEDIA COVERAGE

IRT 3000
Foundry Lexicon
Foundry Planet

SUPPORTING ASSOCIATION AND COMPANIES

Croatian Foundry Association
Slovenian Foundry Association

ORGANIZING COMMITTEE

Zdenka Zovko Brodarac, president

Anita Begić Hadžipašić

Sandra Brajčinović

Damijan Cerinski

Natalija Dolić

Gordana Gojsević Marić

Martina Hrubovčáková

Franjo Kozina

Stjepan Kožuh

Ladislav Lazić

Jožef Medved

Marin Milković

Primož Mrvar

Tomislav Rupčić

Sanja Šolić

Iveta Vasková

PROGRAM COMMITTEE

Hasan Avdušinović (BA)

Branko Bauer (HR)

Anita Begić Hadžipašić (HR)

Jaka Burja (SI)

Lidija Ćurković (HR)

Mile Djurdjević (AT)

Natalija Dolić (HR)

Peter Cvahte (SI)

Regina Fuchs-Godec (SI)

Dario Iljkić (HR)

Sebastjan Kastelic (SI)

Varužan Kervorkijan (SI)

Ivica Kladarić (HR)

Borut Kosec (SI)

Dražan Kozak (HR)

Stjepan Kožuh (HR)

Zoran Kožuh (HR)

Ladislav Lazić (HR)

Martina Lovrenić-Jugović (HR)

Srećko Manasijević (RS)

Dragan Manasijević (RS)

Jožef Medved (SI)

Daniel Novoselović (HR)

Mitja Petrič (SI)

Bojan Podgornik (SI)

Karlo T. Raić (RS)

Vera Rede (HR)

Zdravko Schauperl (HR)

Peter Schumacher (AT)

Ljerka Slokar Benić (HR)

Božo Smoljan (HR)

Tahir Sofilić (HR)

Davor Stanić (HR)

Sanja Šolić (HR)

Iveta Vaskova (SK)

Maja Vončina (SI)

Zdenka Zovko Brodarac (HR)

Irena Žmak (HR)

REVIEW COMMITTEE

Vesna Alar (HR)	Ladislav Lazić (HR)
Ljubiša Balanović (RS)	Martina Lovrenić-Jugović (HR)
Jakov Baleta (HR)	Dragan Manasijević (RS)
Marko Ban (HR)	Ivana Marković (RS)
Branko Bauer (HR)	Adrijana Milinović (HR)
Anita Begić Hadžipašić (HR)	Aleš Nagode (SI)
Mile Djurdjević (AT)	Daniel Novoselović (HR)
Natalija Dolić (HR)	Vesna Ocelić Bulatović (HR)
Nikša Čatipović (HR)	Mitja Petrič (SI)
Vladan Ćosović (RS)	Zora Pilić (HR)
Stanisław Gil (PL)	Grzegorz Piwowarski (PL)
Vesna Grekulović (RS)	Milena Premović (RS)
Tamara Holjevac Grgurić (HR)	Žarko Radović (ME)
Dario Iljkić (HR)	Ankica Rađenović (HR)
Ivan Iveć (HR)	Matija Sakoman (HR)
Miće Jakić (HR)	Božo Smoljan (HR)
Ivan Jandrlić (HR)	Ivan Stojanović (HR)
Sebastjan Kastelic (SI)	Sanja Šolić (HR)
Zvonimir Katančić (HR)	Iveta Vasková (SK)
Witold Kazimierz Krajewski (PL)	Tatjana Volkov Husović (RS)
Varužan Kevorkijan (SI)	Darja Volšak (SI)
Ana Kostov (RS)	Maja Vončina (SI)
Stjepan Kožuh (HR)	Domagoj Vulin (HR)
Jure Krolo (HR)	Zdenka Zovko Brodarac (HR)
Dajana Kučić Grgić (HR)	Irena Žmak (HR)



18th INTERNATIONAL FOUNDRYMEN CONFERENCE

Coexistence of material science and sustainable technology in
economic growth

Sisak, May 15th-17th, 2019

<http://www.simet.hr/~foundry/>

CORROSION BEHAVIOR OF CuAlMn AND CuAlMnNi ALLOY IN 0.9% NaCl SOLUTION

Ladislav Vrsalović^{1*}, Ivana Ivanić², Stjepan Kožuh², Borut Kosec³, Milan Bizjak³, Senka Gudić¹, Mirko Gojić²

¹ University of Split Faculty of Chemistry and Technology, Split, Croatia

² University of Zagreb Faculty of Metallurgy, Sisak, Croatia

³ University of Ljubljana Faculty of Natural Sciences and Engineering, Ljubljana, Slovenia

Poster presentation

Original scientific paper

Abstract

Corrosion behavior of CuAlMn and CuAlMnNi alloy ribbons, produced by melt spinning method, were investigated by electrochemical methods such as open circuit potential measurement, linear and potentiodynamic polarization method. Investigations were performed in deaerated 0.9% NaCl solution ($T = 37\text{ }^{\circ}\text{C}$ $\text{pH} = 7.4$). Results of electrochemical investigations have shown that CuAlMnNi alloy have higher values of polarization resistance and smaller values of corrosion current density, but in higher anodic potentials region anodic current density for CuAlMn is lower than for CuAlMnNi alloy which indicates higher dissolution of CuAlMnNi alloy. After polarization measurements CuAlMn and CuAlMnNi ribbon surfaces were investigated with light microscope and with SEM/EDS analysis and results have shown that CuAlMnNi alloy is prone to pitting corrosion, while the surface of CuAlMn alloy is partially covered with corrosion product without existence of pits.

Keywords: corrosion, polarization, shape memory alloys, SEM/EDS analysis

*Corresponding author (e-mail address): ladislav@ktf-split.hr

INTRODUCTION

Cu-based shape memory alloys (Cu-SMA) have attracted considerable attention in order to be utilized in practical applications due to its favorable properties such as wide range of transformation temperature, relatively simple fabrication procedure, low production price and high thermal and electrical conductivity [1-4]. Cu-based SMAs are currently derived from three binary alloy systems i.e. Cu-Zn, Cu-Al and Cu-Sn [5]. Intensive investigations have been



18th INTERNATIONAL FOUNDRYMEN CONFERENCE

Coexistence of material science and sustainable technology in
economic growth

Sisak, May 15th-17th, 2019

<http://www.simet.hr/~foundry/>

performed on Cu-Zn based alloy containing alloying elements such as Al, Si, Sn, Ga or Mn as ternary alloy and Cu-Al based ternary alloys containing Ni, Be, Zn and Mn as alloying elements for their potential use [6-10].

Shortcoming of these alloys such as brittleness and low mechanical strength are closely related to the microstructural characteristics of Cu-based shape memory alloys such as coarse grain size, high elastic anisotropy and the segregation of secondary phases or impurities along the grain boundaries [11]. It has been found that CuAlMn alloy shows good strain recovery and better ductility than CuAlNi alloy which can be correlated to decreasing the degree of order of the β parent phase [4,12,13]. Also CuAlMn alloys have higher shape memory strain, larger recovery power, better ductility, and higher damping capacity [4,14].

Most of the commercial Cu-based shape memory alloys are produced by conventional casting methods. Generally there are four advantages of rapid solidification over the slow conventional solidification techniques. These are an ability to form metastable phases, increasing the solubility above the equilibrium solubility, decreasing the segregation of additions and refining the microstructure [15-17].

In this paper, results of corrosion behavior of CuAlMn and CuAlMnNi alloy ribbons, produced by melt spinning method, in 0.9% NaCl solution have been presented.

MATERIALS AND METHODS

Rapidly solidified ribbons of CuAlMn (Cu-8.3%Al-9.4%Mn in wt.%) and CuAlMnNi (Cu-13%Al-4%Ni-2.5Mn in wt.%) were manufactured with the single roll melt spinning apparatus. The cast precursors were inserted into the graphite crucible and inductively melted in Ar atmosphere and then ejected through the nozzle with the circular shape orifice on the outer surface of the cooled rotating copper wheel. The CuAlMn and CuAlMnNi alloy ribbon samples for the electrochemical measurements were prepared by cutting to the appropriate dimensions and then soldered on an insulated copper wire to gain proper electrical contact. Polirepar S protective mass was used to isolate soldered joint points to prevent the evaluation of galvanic corrosion in contact with the electrolyte. As ribbons have very small thickness its mechanical treatment by grinding and polishing could not be performed, so the surface of the electrodes was processed by ultrasonic degreasing in ethanol, washed with deionized water and immersed in the electrolyte.

Princeton Applied Research PAR M273A potentiostat/galvanostat connected with PC was used to perform electrochemical investigations. All measurements were taken in double wall glass cell which allowed maintenance of desired electrolyte temperature, equipped with saturated calomel electrode as reference electrode, Pt-sheet electrode as counter electrode and prepared working electrode. Investigations were performed in 0.9% NaCl solution pH = 7.4 and T = 37 °C. Electrolyte solution was purged with Ar for 20 minutes prior working electrode immersion in electrolyte, and purging were continued during the electrochemical measurement with very weak intensity.



18th INTERNATIONAL FOUNDRYMEN CONFERENCE
Coexistence of material science and sustainable technology in
economic growth

Sisak, May 15th-17th, 2019

<http://www.simet.hr/~foundry/>

The evaluation of corrosion behavior of CuAlMn and CuAlMnNi alloy in 0.9% NaCl solution was performed by open circuit potential measurements (E_{OC}) in 60 minutes time period, linear polarization method in the potential region of ± 20 mV around E_{OC} , with the scanning rate of 0.2 mV s^{-1} and potentiodynamic polarization method in the potential region of -0.250 V from open circuit potential to 0.7 V, with the scanning rate of 0.5 mV s^{-1} .

After the polarization measurements electrode surfaces were cleaned ultrasonically in deionized water, dry in desiccator and investigated with optical and SEM/EDS analysis.

RESULTS AND DISCUSSION

Table 1 shows the results of open circuit measurements for the CuAlMn and CuAlMnNi alloy in 0.9% NaCl solution. Measurements were started immediately after electrode immersion in electrolyte with collecting the values of electrode potential every 30 sec in 60 minutes period of time. Tabular values refer to the electrode potential values in ten minutes intervals, Table 1.

Table 1. Open circuit potential changes for CuAlMn and CuAlMnNi in 0.9% NaCl solution

Time/ Alloy	0 min	10 min	20 min	30 min	40 min	50 min	60 min
CuAlMn	-0.313	-0.321	-0.323	-0.324	-0.325	-0.325	-0.325
CuAlMnNi	-0.342	-0.334	-0.325	-0.321	-0.319	-0.318	-0.317

From the Table 1 it can be observed the opposite trend in changes of open circuit values for CuAlMn and CuAlNiMn alloys, i.e. for the CuAlMn alloy values of open circuit potential change slowly with time towards negative direction while for CuAlMnNi changes of E_{OC} were observed towards more positive values. It is also clear that stabilization of E_{OC} for both alloys occurs in period of 40 minutes and that final E_{OC} values do not differ significantly.

Linear polarization measurements were performed in order to determine the values of polarization resistance (R_p) which represents the resistance of metal to corrosion, and is defined by the slope of the polarisation curve near the corrosion potential, by the equation (1):

$$R_p = \frac{\Delta E}{\Delta i} (\Omega \text{ cm}^2) \quad (1)$$

Results of these investigations were presented on Figure 1 and in Table 2. It can be seen that CuAlMnNi alloy have higher curve slope then CuAlMn alloy i.e. higher values of R_p . As R_p value is reverse proportional to the corrosion current density (i_{corr}), higher value of R_p means lower value of i_{corr} i.e. lower corrosion.



18th INTERNATIONAL FOUNDRYMEN CONFERENCE
**Coexistence of material science and sustainable technology in
economic growth**

Sisak, May 15th-17th, 2019

<http://www.simet.hr/~foundry/>

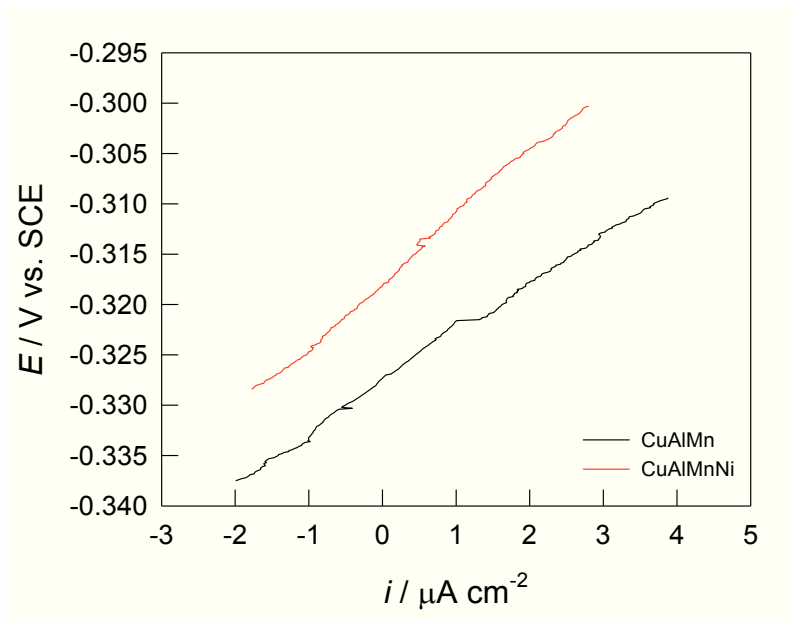


Figure 1. Linear parts of polarization curves for CuAlMn and CuAlMnNi alloys in 0.9% NaCl solution

The last applied electrochemical method was a potentiodynamic polarization method which was carried out in a wide range of potentials to gain insight into the anodic behaviour of CuAlMn and CuAlMnNi alloy in NaCl solution. Results of these investigations were presented at Figure 2 and Table 2. From the Figure 2 it can be seen different corrosion behaviour of alloys to some extent, which is manifested in anodic and cathodic parts of the curves, which is result of different alloy composition. CuAlMn alloy shows more negative corrosion potential and lower anodic current densities in higher anodic region (above 0.25 V), while in Tafel region its anodic current is slightly higher compared with CuAlMnNi alloy. After Tafel region anodic current continue to rise for both alloys and achieves its maximum after which it reduces to some extent due to formation of harder soluble corrosion compounds which act as a surface barrier and slow down the process of dissolving the alloy [18-21]. From the Figure 2 it can be seen that reduction of anodic current density for CuAlMn alloy begins earlier (on lower anodic potential) with higher reduction then CuAlMnNi alloy.



18th INTERNATIONAL FOUNDRYMEN CONFERENCE
**Coexistence of material science and sustainable technology in
economic growth**

Sisak, May 15th-17th, 2019

<http://www.simet.hr/~foundry/>

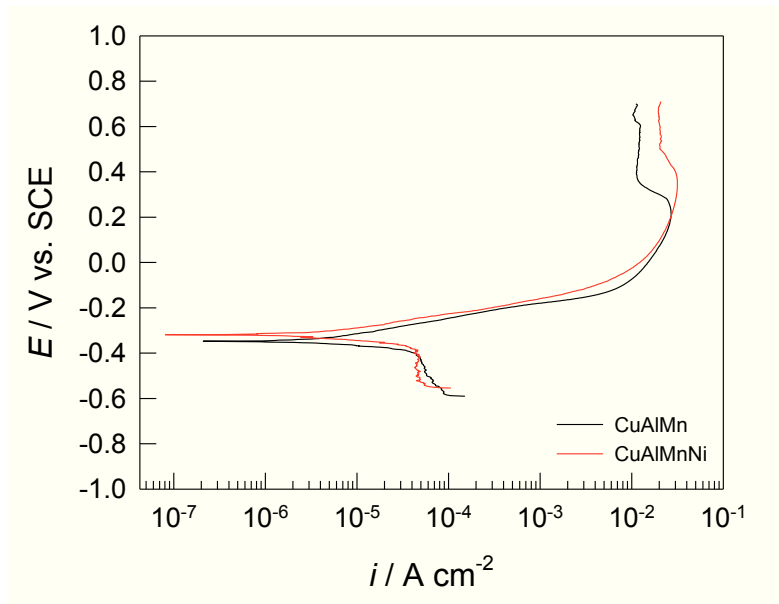


Figure 2. Potentiodynamic polarization curves for CuAlMn and CuAlMnNi alloys in 0.9% NaCl solution

Corrosion parameters for CuAlMn and CuAlMnNi alloy obtained by polarization measurements are given in Table 2.

From the Table 2 it can be seen that CuAlMnNi alloy shows lower values of corrosion current density and higher values of polarization resistance which suggest the better corrosion resistance.

Table 2. Corrosion parameters obtained from polarization measurements

Alloy	$E_{\text{corr}} / \text{V}$	$i_{\text{corr}} / \mu\text{A cm}^{-2}$	$R_p / \text{k}\Omega \text{ cm}^2$
CuAlMn	-0.346	3.5	4.907
CuAlMnNi	-0.322	2.28	6.445

After the polarization measurements, electrode surfaces were cleaned ultrasonically in deionized water, dried in desiccator and then investigated with light microscope with magnification of 50 times. Results of these investigations are presented in Figure 3.



18th INTERNATIONAL FOUNDRYMEN CONFERENCE
Coexistence of material science and sustainable technology in
economic growth

Sisak, May 15th-17th, 2019

<http://www.simet.hr/~foundry/>

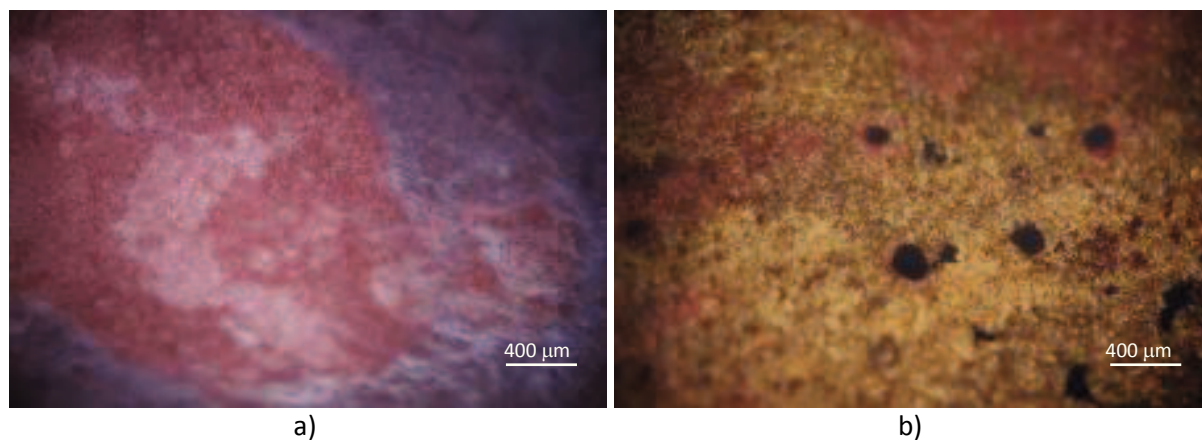


Figure 3. Optical micrographs of the corroded CuAlMn alloy surface a) and CuAlMnNi alloy surface b) in 0.9% NaCl solution

Optical images of corroded CuAlMn and CuAlMnNi surface reveal the differences in corrosion mechanism with addition of alloying element which are present in investigated alloys. On the CuAlMnNi alloy surface it can be clearly seen the existence of pitting corrosion, while the surface of CuAlMn alloy is partially covered with corrosion product without existence of pits. Earlier corrosion investigations on CuAlNi alloys have confirmed that dominant corrosion attack on the surface in chloride solution is pitting corrosion [21, 22]. Pitting corrosion is also observed on the corroded surface of the cast CuAlMnNi alloy in similar investigations in 0.9% NaCl solution but in a smaller extent compared with CuAlNi alloy [23]. It seems that the presence of Ni along with a smaller percentage of manganese and aluminium in CuAlMnNi alloy facilitates the appearance of pitting corrosion. More detail information about surface condition of corroded alloys was obtained by SEM/EDS analysis (Figure 4 and Figure 5).

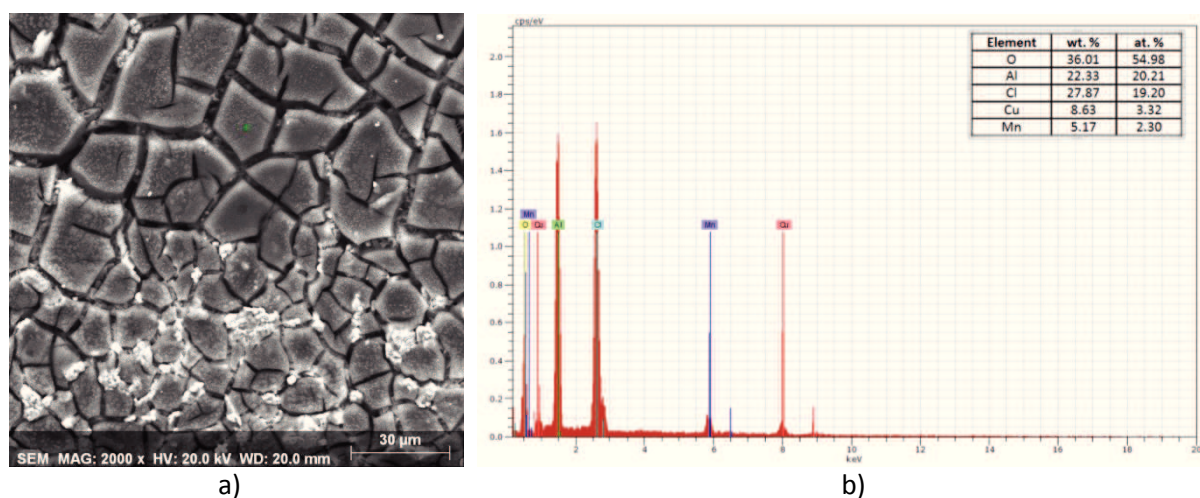


Figure 4. a) SEM images and b) EDS analysis of the CuAlMn alloy surface after polarization measurement in 0.9% NaCl solution

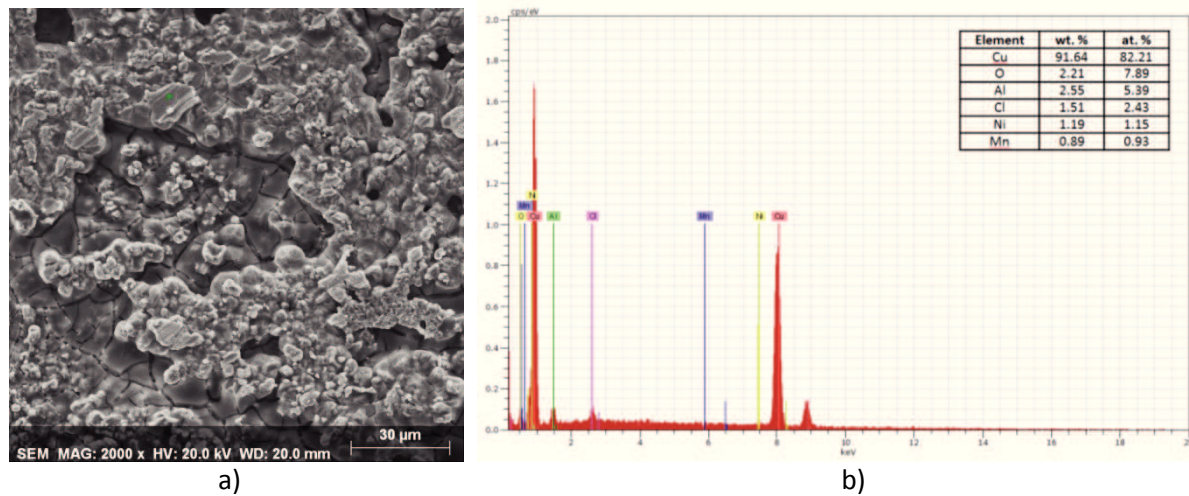


Figure 5. a) SEM images and b) EDS analysis of the CuAlMnNi alloy surface after polarization measurement in 0.9% NaCl solution

SEM/EDS analysis has shown that the cracked surface of CuAlMn alloy consist mainly of aluminum and copper oxides and chlorides, with small percentage of copper and manganese (Figure 4). A different appearance of the surface shows the CuAlMnNi alloy on which many creases and channels are formed by the corrosion process. Copper is dominant element on the surface with the small amount of oxygen, aluminum, chlorine and manganese.

CONCLUSIONS

Measurements of open circuit potential reveal the opposite trend for CuAlMn and CuAlNiMn alloy, i.e. for the CuAlMn alloy values of open circuit potential change slowly with time towards negative values while for CuAlMnNi changes of E_{OC} were observed towards more positive values. Stabilization of E_{OC} for both alloys occurs in period of 40 minutes and final E_{OC} values do not differ significantly.

Polarization measurements of CuAlMn and CuAlMnNi alloy in 0.9% NaCl solution have shown that CuAlMnNi alloy have higher values of polarization resistance and smaller values of corrosion current density. In higher anodic potentials anodic current density for CuAlMn is lower than for CuAlMnNi alloy which indicates lower dissolution of CuAlMn alloy.

On the CuAlMnNi alloy surface it can be clearly seen the existence of pitting corrosion, while the surface of CuAlMn alloy is partially covered with corrosion product without existence of pits. It seems that the presence of Ni along with a smaller percentage of manganese and aluminium in CuAlMnNi alloy facilitates the appearance of pitting corrosion.

SEM/EDS analysis has shown that the cracked surface of CuAlMn alloy consist mainly of aluminum and copper oxides and chlorides, with small percentage of copper and manganese while surface of the CuAlMnNi alloy have many creases and channels which are formed by



18th INTERNATIONAL FOUNDRYMEN CONFERENCE
**Coexistence of material science and sustainable technology in
economic growth**

Sisak, May 15th-17th, 2019

<http://www.simet.hr/~foundry/>

the corrosion process. Copper is dominant element on the CuAlMnNi surface with the small amount of oxygen, aluminum, chlorine and manganese.

Acknowledgements

This work has been fully supported by the Croatian Science Foundation under the project HRZZ-IP-2014-09-3405.

REFERENCES

- [1] I. Ivanić, M. Gojić, S. Kožuh, Slitine s prisjetljivosti oblika (I. dio): najznačajnija svojstva, Kem. Ind., 63(2014)9-10, pp. 323-330.
- [2] I. Ivanić, M. Gojić, S. Kožuh, Slitine s prisjetljivosti oblika (II. dio): podjela, proizvodnja i primjena, Kem. Ind., 63(2014)9-10, pp. 331-344.
- [3] S. N. Saud, E. Hamzah, T. Abubakar, H. R. Bakhsheshi-Rad, M. Zamri, M. Tanemura, Effects of Mn additions on the structure, mechanical properties and corrosion behavior of Cu-Al-Ni shape memory alloys, JMEPEG 23(2014)10, pp. 3620-3629.
- [4] S. Kožuh, M. Gojić, I. Ivanić, T. Holjevac Grgurić, B. Kosec, I. Anžel, The effect of heat treatment on the microstructure and mechanical properties of Cu-Al-Mn shape memory alloy, Kem. Ind., 67(2018)1-2, pp. 11-17.
- [5] S. Sathish, U. S. Mallik, T. N. Raju, Microstructure and shape memory effect of Cu-Zn-Ni shape memory alloys, JMMCE, 2(2014), pp. 71-77.
- [6] R. Kainuma, S. Takahashi, K. Ishida, Thermoelastic martensite and shape memory effect in ductile Cu-Al-Mn alloys, Metall. Mater. Trans. A, 27A(1996)8, pp. 2187-2195.
- [7] R. Kainuma, N. Satoh, X. J. Liu, I. Ohnuma, K. Ishida, Phase equilibria and Heusler phase stability in Cu-Rich portion of the Cu-Al-Mn system, J. Alloys Compd., 266(1998)1-2, pp. 191-200.
- [8] A. Rittapai, S. Urapepon, J. Kajornchaivakul, C. Harniratisai, Properties of experimental copper-aluminium-nickel alloys for dental post and core applications, J. Adv. Prosthodont, 6(2014)3, pp. 215-223.
- [9] B. Chen, C. liang, D. Fu, D. Ren, Corrosion behavior of Cu and Cu-Zn-Al shape memory alloy in simulated uterine fluid, Contraception, 72(2005), pp. 221-224.
- [10] R. Dasgupta, A look into Cu-based shape memory alloys: present scenario and future prospects, J. Mater. Res., 29(2014)16, pp. 1681-1698.
- [11] A. K. Jain, S. Hussain, P. Kumar, A. Pandey, Effect of varying Al/Mn ratio on phase transformation in CuAlMn shape memory alloys, Trans. Indian Inst. Met., 69(2016)6, pp. 1289-1295.
- [12] M. R. Rezvani, A. Shokuhfar, Synthesis and characterization of nano structured Cu-Al-Mn shape memory alloy by mechanical alloying, Mater. Sci. Eng. A, 532(2012), pp. 282-286.



18th INTERNATIONAL FOUNDRYMEN CONFERENCE

Coexistence of material science and sustainable technology in
economic growth

Sisak, May 15th-17th, 2019

<http://www.simet.hr/~foundry/>

- [13] U. S. Mallik, V. Sampath, Influence of quaternary alloying additions on transformation temperatures and shape memory properties of Cu-Al-Mn shape memory alloy, J. Alloys Comp., 469(2009)1-2, pp. 156-163.
- [14] J. Chen, Z. Li, Y. Y. Zhao, A high-working-temperature CuAlMnZr shape memory alloy, J. Alloys Comp, 480(2009)2, pp. 481-484.
- [15] S. Matsuoka, M. Hasebe, R. Oshima, F. E. Fujita, Improvement of ductility of melt spun Cu-Al-Ni shape memory alloy ribbons by addition of Ti or Zn, Japanese Journal of Applied Physics, 22(1983), L528-L530.
- [16] Y-W. Kim, Y-M. Yun, T-H. Nam Yun, The effect of the melt spinning processing parameters on the solidification structures in Ti-30 at.% Ni-20 at.% Cu shape memory alloys, Mat. Sci. Eng. A, 438-440(2006), pp. 545-548.
- [17] M. Bizjak, B. Karpe, G. Jakša, J. Kovač, Surface precipitation of chromium in rapidly solidified Cu-Cr alloys, Apply. Surf. Sci., 277(2013), pp. 83-87.
- [18] A. V. Benedetti, P. T. A. Sumodjo, K. Nobe, P. L. Cabot, W. G. Proud, Electrochemical studies of copper, copper–aluminium and copper–aluminium–silver alloys: impedance results in 0.5 M NaCl, Electrochim. Acta, 40(1995)16, pp. 2657-2668.
- [19] M. Gojić, L. Vrsalović, S. Kožuh, A. Kneissl, I. Anžel, S. Gudić, B. Kosec, M. Kliškić, Electrochemical and microstructural study of Cu-Al-Ni shape memory alloy, J. Alloy. Compd., 509(2011)41, pp. 9782-9790.
- [20] A. C. Shivasiddaramidah, U. S. Mallik, R. Mahato, C. Shashishekar, Evaluation of corrosion behavior of Cu-Al-Be-Mn quaternary shape memory alloys, Materials Today: Proceedings, 4(2017)10, pp. 10971-10977.
- [21] L. Vrsalović, I. Ivanić, S. Kožuh, S. Gudić, B. Kosec, M. Gojić, Effect of heat treatment on corrosion properties of CuAlNi shape memory alloy, Trans. Nonferrous Met. Soc. China, 28(2018)6, pp. 1149-1156.
- [22] I. Ivanić, Utjecaj toplinske obrade na mikrostrukturu i svojstva CuAlNi slitine s prisjetljivosti oblika, Doktorski rad, Sveučilište u Zagrebu, Metalurški fakultet Sisak, 2017.
- [23] L. Vrsalović, I. Gotovac, S. Gudić, I. Ivanić, S. Kožuh, B. Kosec, M. Bizjak, T. Holjevac Grgurić, R. Pezer, M. Gojić, Corrosion behavior of CuAlMnNi in 0.9% NaCl solution, Proceedings of the 23th International conference of materials protection and industrial finish – KORMAT 2018. (eds: I. Stojanović, V. Šimunović, B. Runje), Hrvatsko društvo za zaštitu materijala, 25. 4. 2018., Zagreb, Croatia, pp. 7-16.